

G H O S T

**ABK**

EMOZIONI IN SUPERFICIE

GHOST

**ABK**  
EMOZIONI IN SUPERFICIE

# GHOST

Le tracce lasciate dallo scorrere del tempo e dal vissuto quotidiano creano un legame autentico fra l'architettura di uno spazio e la sua storia. Ispirandosi all'estetica degli intonaci delabrè, ABK presenta GHOST, la collezione in gres porcellanato capace di conciliare le memorie del passato con le tendenze stilistiche del momento.

The traces left by the passage of time and daily life create an authentic connection between the architecture of a space and its history. Inspired by the aesthetics of decaying plaster, ABK is presenting GHOST, the porcelain tile collection that brings together memories of past times and contemporary stylistic trends.

## 6 mm

120x280 nat.

## 8,5 mm

120x120 nat.

60x120 nat.

90x90 nat.

60x60 nat.

30x60 nat.

## 20 mm

90x90 R11

60x60 R11



IVORY



GREY



ROPE



CLAY



SAGE



JADE



TAUPE



# GHOST GREY



floor  
GHOST GREY 120x120

wall  
GHOST GREY 120x280



floor  
POETRY WOOD OAK 20x120

wall  
POETRY WOOD OAK 20x120  
POETRY WOOD DEC. METAL OAK 20x120  
GHOST GREY 120x280

floor  
GHOST  
GREY 60x120

table top  
ABKSTONE  
INVISIBLE PEARL LUX 12 mm



floor  
GHOST  
GREY 60x120

table top  
ABKSTONE  
INVISIBLE PEARL LUX 12 mm



wall  
GHOST GREY 120x280, GHOST OASIS 60x120

floor  
ECO CHIC BROWN 20x120





wall  
GHOST  
OASIS 60x120

floor  
POETRY WOOD ECRU 20x120



wall  
GHOST  
GREY 120x280


floor  
PLAY  
CLASSIC BROWN 20x20



Wall  
WIDE&STYLE MINI ROMANTIC | PAPIKA 60x120

Floor  
GHOST GREY 60x120

Washbasin  
BATH DESIGN  
GHOST GREY



# GHOST IVORY



wall  
ABKSTONE  
QUARZITE FUSION A+B  
SOFT 3D 12mm

floor  
GHOST  
IVORY 90x90





wall  
GHOST  
IVORY 120x280

INTERNO 9 RUST 120x280

floor  
INTERNO 9  
RUST 60x120

wall  
GHOST GREY 60x120  
GHOST IVORY 60x120  
MATITA ALLUMINIO ARDESIA 0,5x120



# GHOST ROPE



floor  
GHOST  
ROPE 120x120


outdoor floor  
OUT. 20 GHOST  
ROPE 90x90 20 mm



wall  
GHOST  
ROPE 60x120  
WIDE&STYLE MINI WHALE 60x120  
MATITA ALLUMINIO BLU 0,5x120

floor  
ECO CHIC  
AVANA 20x120

washbasin and little table  
ABKSTONE INTERNO 9 RUST 12mm



floor  
GHOST ROPE 120x120

wall  
POETRY COLORS PEARL 7,5x15 / BLUSH 7,5x15  
GHOST ROPE 60x120

floor  
GHOST ROPE 60x120



# GHOST TAUPE



floor  
GHOST  
TAUPE 60x60





floor  
GHOST  
TAUPE 60x60

wall  
GHOST GREY 60x120  
GHOST TAUPE 60x120

floor  
GHOST TAUPE 60x120



# GHOST CLAY



floor  
GHOST  
CLAY 60x120





floor  
GHOST  
CLAY 60x120

wall  
WIDE&STYLE MINI PAPRIKA 60x120  
GHOST CLAY 60x120

floor  
GHOST CLAY 60x60





Wall  
WIDE&STYLE MINI PALETTE 60x120 | PAPRIKA 60x120  
GHOST CLAY 60x120

Floor  
GHOST CLAY 60x120

# GHOST SAGE



wall  
GHOST  
SAGE 60x120

top  
INTERNO 9  
RUST

floor  
CROSSROAD WOOD  
TAN 20x120



wall  
GHOST  
OASIS 60x120

floor  
GHOST  
SAGE 60x120

wall  
GHOST  
OASIS 60x120

floor  
GHOST  
SAGE 60x120



# GHOST JADE



wall  
GHOST  
GREY 120x280

floor  
GHOST  
JADE 60x120





wall  
GHOST  
GREY 120x280

floor  
GHOST  
JADE 60x120

wall  
GHOST  
JADE 60x120

LAB325  
BASE ASH 120x280



# GHOST

GRES PORCELLANATO A MASSA COLORATA  
FULL BODY COLORED PORCELAIN

## IVORY

<b>6 mm</b>		
120x280	nat rett.	<b>0008646</b>
<b>8,5 mm</b>		
120x120	nat rett.	<b>0003815</b>
60x120	nat rett.	<b>0004363</b>
90x90	nat rett.	<b>0005054</b>
60x60	nat rett.	<b>0004382</b>
30x60	nat rett.	<b>0004385</b>



## GREY

<b>6 mm</b>		
120x280	nat rett.	<b>0008647</b>
<b>8,5 mm</b>		
120x120	nat rett.	<b>0003817</b>
60x120	nat rett.	<b>0004365</b>
90x90	nat rett.	<b>0005056</b>
60x60	nat rett.	<b>0004384</b>
30x60	nat rett.	<b>0004387</b>
<b>20 mm OUT.20</b>		
90x90	R11 rett.	<b>0004587</b>
60x60	R11 rett.	<b>0015264</b>



## ROPE

<b>6 mm</b>		
120x280	nat rett.	<b>0008192</b>
<b>8,5 mm</b>		
120x120	nat rett.	<b>0003816</b>
60x120	nat rett.	<b>0004364</b>
90x90	nat rett.	<b>0005055</b>
60x60	nat rett.	<b>0004383</b>
30x60	nat rett.	<b>0004386</b>
<b>20 mm OUT.20</b>		
90x90	R11 rett.	<b>0004588</b>
60x60	R11 rett.	<b>0015265</b>



## CLAY

<b>8,5 mm</b>		
60x120	nat rett.	<b>0005067</b>
60x60	nat rett.	<b>0005087</b>
30x60	nat rett.	<b>0005091</b>



# GHOST

GRES PORCELLANATO A MASSA COLORATA  
FULL BODY COLORED PORCELAIN

## SAGE

8,5 mm

60x120	nat rett.	<b>0004367</b>
60x60	nat rett.	<b>0005086</b>
30x60	nat rett.	<b>0005090</b>



## JADE

8,5 mm

60x120	nat rett.	<b>0005068</b>
60x60	nat rett.	<b>0005088</b>
30x60	nat rett.	<b>0005092</b>



## TAUPE

8,5 mm

60x120	nat rett.	<b>0004366</b>
60x60	nat rett.	<b>0005085</b>



# GHOST

## OASIS

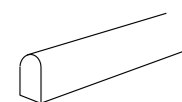


\* 60x120 nat. rett. **0004903**

\* Articolo composto da pattern grafici diversi che non prevedono agganci tra loro e miscelati in modo casuale in fase di inscatolamento. Non si garantisce pertanto la presenza costante di tutti i soggetti all'interno delle confezioni. This article comes in several different versions with unconnected patterns that are mixed randomly at the time of packaging. There is therefore no guarantee that all patterns will be present in any individual box.

## MATITE ALLUMINIO - ALUMINIUM STRIPS

Articoli realizzati in alluminio anodizzato per l'uso a parete, adatti a raccordare piastrelle di diverso spessore (8,5/7/6 mm). Anodized Aluminium strips for use between wall tiles of different thicknesses (8,5/7/6 mm).



MATITA ALLUMINIO 0,5x120  4  
Parte superiore arrotondata / Rounded top.

 MATITA ALLUMINIO **0000086**

Parte superiore arrotondata e colorata con resine acriliche. Rounded top colored with acrylic resins.

 MATITA ALLUM. ORO **0008535**

 MATITA ALLUM. RAME SCURO **0008534**

 MATITA ALLUM. WHITE **0000087**

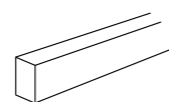
 MATITA ALLUM. TERRACOTTA **0008530**

 MATITA ALLUM. BLU **0008532**

 MATITA ALLUM. VERDE **0008531**

 MATITA ALLUM. ARDESIA **0008533**

 MATITA ALLUM. BLACK **0000088**







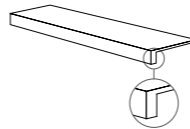

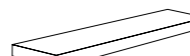



MATITA ALLUMINIO 0,5x120  4  
Parte superiore piatta colorata in bagno galvanico / Flat top colored in galvanic bath.

 MATITA ALLUM. BRONZO **0000557**





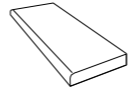

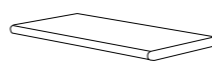

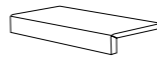

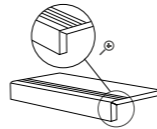







 MATITA ALLUM. RAME **0000556**



DECORI / DECORATIVE 8,5 mm		IVORY	GREY	ROPE	CLAY	SAGE	JADE	TAUPE
	MOS. QUADRETTI rett. 30x30  4	<b>0004904</b>	<b>0004906</b>	<b>0004905</b>	<b>0005079</b>	<b>0004908</b>	<b>0005080</b>	<b>0004907</b>

PEZZI SPECIALI / SPECIAL TRIMS 8,5 mm		IVORY	GREY	ROPE	CLAY	SAGE	JADE	TAUPE
	BATTISCOPA rett. 5,5x120  6	<b>0004774</b>	<b>0004784</b>	<b>0004783</b>	<b>0005069</b>	<b>0004786</b>	<b>0005070</b>	<b>0004785</b>
	GRADONE TOP rett. 32x120x4,5x2  1	<b>0004787</b>	<b>0004789</b>	<b>0004788</b>	<b>0005071</b>	<b>0004791</b>	<b>0005072</b>	<b>0004790</b>
	ANGOLARE TOP SX 32x120x4,5x2  1	<b>0004792</b>	<b>0004794</b>	<b>0004793</b>	<b>0005073</b>	<b>0004796</b>	<b>0005074</b>	<b>0004795</b>
	ANGOLARE TOP DX 32x120x4,5x2  1	<b>0004797</b>	<b>0004799</b>	<b>0004798</b>	<b>0005075</b>	<b>0004801</b>	<b>0005076</b>	<b>0004800</b>

## OUT.20 R11

PEZZI SPECIALI / SPECIAL TRIMS 20 mm		IVORY	GREY	ROPE	CLAY	SAGE	JADE	TAUPE
	CURVE rett. 60x60  1	-	<b>0018043</b>	<b>0018044</b>	-	-	-	-
	CURVE rett. 90x90  1	-	<b>0018053</b>	<b>0018054</b>	-	-	-	-
	GRAD. BORDO rett. 30x90  1	-	<b>0018057</b>	<b>0018058</b>	-	-	-	-
	BULLNOSE rett. 30x90  1	-	<b>0018055</b>	<b>0018056</b>	-	-	-	-
	ELEMENTO L rett. 15x90x5  2	-	<b>0004589</b>	<b>0004590</b>	-	-	-	-
	ELEMENTO L GRIP rett. 15x90x5  2	-	<b>0007004</b>	<b>0007005</b>	-	-	-	-
	GRIGLIA rett. 15x90  4	-	<b>0004591</b>	<b>0004592</b>	-	-	-	-
	ANG. GRIGLIA SX rett. 15x90  4	-	<b>0004593</b>	<b>0004594</b>	-	-	-	-
	ANG. GRIGLIA DX rett. 15x90  4	-	<b>0004595</b>	<b>0004596</b>	-	-	-	-

## IMBALLI/PACKAGING

F.to nominale Nominal size	Finitura Finish	▼ ▲	F.to reale (mm) Work size (mm)	Imballo Packing	Pz/Scat. Pcs/Box	Mq/Scat. Sqm/Box	Kg/Scat. Kg/Box	Scat./Imb. Box/Pack.	Pz Totali Pcs Total	Mq totali Sqm total	Kg Imb. Kg Packing	Kg Totali Kg Total
<b>120x280</b> 48"x112"	rett	6	1194x2800	Cassa Crate	-	-	-	-	20	67,20	95	1.103
				Cavalletto T - Frame Rack pallet T - Frame	-	-	-	-	36	120,96	120	1.935
				Cavalletto A - Frame Rack pallet A - Frame	-	-	-	-	36	120,96	140	1.955
				Cavalletto container Container Rack pallet	-	-	-	-	36	120,96	170	1.985
<b>120x120</b> 48"x48"	rett.	8,5	1194x1194	Pallet con sponde Pallet with sides	2	2,88	54,80	18	36	51,84	40	1.026
<b>60x120</b> 24"x48"	rett.	8,5	596x1194	pallet	2	1,44	27,15	36	72	51,84	20	998
<b>90x90</b> 36"x36"	rett.	8,5	895x895	pallet	2	1,62	30,80	22	44	35,64	20	698
<b>90x90</b> 36"x36"	rett.	20	896x896	pallet	1	0,81	36,60	30	30	24,30	20	1.118
<b>60x60</b> 24"x24"	rett.	8,5	596x596	pallet	3	1,08	20,60	40	120	43,20	20	844
<b>60x60</b> 24"x24"	rett.	20	596x596	pallet	2	0,72	32,60	30	60	21,60	20	998
<b>30x60</b> 12"x24"	rett.	8,5	297x596	pallet	6	1,08	20,60	40	240	43,20	20	844

L'unità minima di vendita per tutti gli articoli (fondi, decori e pezzi speciali) è la scatola completa. I dati relativi agli imballi sono aggiornati al momento della stampa del catalogo e pertanto possono subire variazioni nel corso del tempo. Pezzi speciali e decori per effetto delle lavorazioni, possono presentare variazioni di tonalità.

The minimum sales quantity for all items (plain tiles, decorations and special trims) is one full box. Data referring to packaging have been update at time of printing; the actual data may be slightly different. Due to working process special trims and decors, may show variation in tonality.

## CARATTERISTICHE TECNICHE TECHNICAL FEATURES

### GRES PORCELLANATO A MASSA COLORATA - FULL BODY COLORED PORCELAIN

CLASSIFICAZIONE SECONDO NORME UNI EN 14411 (ISO 13006) ALLEGATO G-Gruppo B1a GL  
CLASSIFICATION IN ACCORDANCE WITH UNI EN 14411 (ISO 13006) ANNEX G-Group B1a GL

PROPRIETÀ FISICO-CHIMICHE PHYSICAL-CHEMICAL PROPERTIES	NORMA NORM	VALORE PRESCRITTO DALLE NORME VALUE PRESCRIBED FROM THE NORMS		* VALORE VALUE GHOST NAT.	* VALORE VALUE GHOST OUT.20
		ISO 13006	EN 14411		
LUNGHEZZA E LARGHEZZA DIMENSIONE MEDIA DI OGNI PIASTRELLA LENGTH AND WIDTH OF THE AVERAGE-SIZES TILE	UNI EN ISO 10545/2	± 0,3%	± 0,6%	CONFORME ACCORDING TO	CONFORME ACCORDING TO
SPESORE THICKNESS	UNI EN ISO 10545/2	DICHiarATO DALL'AZIENDA PRODUTTRICE DECLARED BY THE MANUFACTURING COMPANY		CONFORME ACCORDING TO	CONFORME ACCORDING TO
RETTILINEARITÀ SPIGOLI WARPAGES OF EDGES	UNI EN ISO 10545/2	± 0,3%	± 0,5%	CONFORME ACCORDING TO	CONFORME ACCORDING TO
ORTOGONALITÀ WEDGING	UNI EN ISO 10545/2	± 0,3%	± 0,6%	CONFORME ACCORDING TO	CONFORME ACCORDING TO
PLANARITÀ FLATNESS	UNI EN ISO 10545/2	± 0,4%	± 0,5%	CONFORME ACCORDING TO	CONFORME ACCORDING TO
ASSORBIMENTO D'ACQUA WATER ABSORPTION	UNI EN ISO 10545/3	E ≤ 0,5%		CONFORME ACCORDING TO	CONFORME ACCORDING TO
RESISTENZA ALLA FLESSIONE BENDING STRENGTH	UNI EN ISO 10545/4	≥ 35 N/mm <sup>2</sup>		CONFORME ACCORDING TO	CONFORME ACCORDING TO
FORZA DI ROTTURA BREAKING STRENGTH	UNI EN ISO 10545/4	≥ 1300 N		CONFORME ACCORDING TO	CONFORME ACCORDING TO
RESISTENZA ALL'ABRASIONE PROFONDA DELLE PIASTRELLE NON SMALTATE RESISTANCE TO DEEP ABRASION OF UNGLAZED TILES	UNI EN ISO 10545/6	< 175 mm <sup>3</sup>		-	-
RESISTENZA ALL'ABRASIONE SUPERFICIALE PER PIASTRELLE SMALTATE ABRASION RESISTANCE FOR GLAZED TILES	UNI EN ISO 10545/7	DICHiarATO DALL'AZIENDA PRODUTTRICE DECLARED BY THE MANUFACTURING COMPANY		IN FUNZIONE DELLA DESTINAZIONE D'USO ACCORDING TO THE DESTINATION OF FINAL USE	IN FUNZIONE DELLA DESTINAZIONE D'USO ACCORDING TO THE DESTINATION OF FINAL USE
RESISTENZA AGLI SBALZI TERMICI THERMAL SHOCK RESISTANCE	UNI EN ISO 10545/9	RICHIESTA REQUIRED		RESISTE RESISTS	RESISTE RESISTS
RESISTENZA AL GELO FROST RESISTANCE	UNI EN ISO 10545/12	RICHIESTA REQUIRED		INGELIVO FROST PROOF	INGELIVO FROST PROOF
RESISTENZA ALL'ATTACCO CHIMICO CHEMICAL RESISTANCE	UNI EN ISO 10545/13	MIN UB		-	-
		MIN GB		CONFORME ACCORDING TO	CONFORME ACCORDING TO
RESISTENZA ALLE MACCHIE RESISTANCE TO STAINING	UNI EN ISO 10545/14	UGL VALORE DA DICHIARARE VALUE to declare		-	-
		GL ≥ MINIMO CLASSE 3		CONFORME ACCORDING TO	CONFORME ACCORDING TO
RESISTENZA ALLO SCIVOLAMENTO SLIP RESISTANCE	B.C.R.A. C.A.	μ 0,19 SCIVOLOSITÀ PERICOLOSA - DANGEROUSLY SLIPPERY 0,20 < μ < 0,39 SCIVOLOSITÀ ECCESSIVA - EXCESSIVELY SLIPPERY		> 0,40	> 0,40
	B.C.R.A. G.B.	0,40 < μ < 0,74 ATTRITO SODDISFACENTE - SATISFACTORY GRIP μ 0,75 ATTRITO ECCELLENTE - EXCELLENT GRIP		> 0,40	> 0,40
	ASTM C 1028 (S.C.O.F.)	SLIP RESISTANT (> 0,60)		> 0,60 DRY	> 0,60 DRY
				> 0,60 WET	> 0,60 WET
	DIN EN 16165:2021 Annex B	IN FUNZIONE DELL'AMBIENTE O DELLA ZONA DI LAVORO BASING ON THE ENVIRONMENT OR THE WORKING AREA		R10	R11
	DIN EN 16165:2021 Annex A			A+B	A+B+C
	ANSI A 137-1-2012 (D.C.O.F.)	≥ 0,42		> 0,42	> 0,42
AS/NZS 4586:2013	SRV : 35 - 44		-	-	
	SRV : 45 - 55		-	-	
BS 7976 - 2:2002	>36		-	-	

\* Valori medi di produzione / Average production values

VARIAZIONE CROMATICA SHADE VARIATION	V2	aspetto uniforme uniform appearance V1	lieve variazione slight variation V2	moderata variazione moderate variation V3	forte variazione substantial variation V4
---	----	--	--	---	---

Published January 2026

Abk Group si riserva di apportare, qualora lo ritenesse opportuno, eventuali modifiche di natura tecnica o formale ai dati riportati in questo strumento.  
I colori sono puramente indicativi.  
Abk Group reserves the right, when it deems necessary, to make technical and formal changes to the data included herein.  
The colours are purely illustrative.

Marketing ABK Group

**ABK**  
Brand of ABK GROUP Industrie Ceramiche s.p.a.  
Via del Crociale, 69  
41042 Fiorano MO (Italy)  
T +39 0536 849611

abk.it

WE  
ARE **ABK**  
GROUP

**ABK**

EMOZIONI IN SUPERFICIE

WE  
ARE **ABK**  
GROUP